

Year 4 Multiplication Tables Check 2024 - 2025 Parent Information

<https://www.youtube.com/watch?v=Dpe7JgyoPzg>

Important information about multiplication tables check (MTC)

- The MTC determines if Year 4 children can **fluently** recall their multiplication tables from any fact up to 12×12 .
- They are designed to help schools identify which children require more support to learn their times tables.
- There is no 'pass' rate or threshold which means that, unlike the Phonics Screening Check, children will not be expected to re-sit the check.
- Your child's result will be reported to with their annual school report.

Important information about multiplication tables check (MTC)

Access Arrangements

Access arrangements may be appropriate for pupils with specific needs who require additional arrangements so they can take part in the MTC.

This includes pupils:

- with an education, health and care (EHC) plan
- for whom provision is being made in school using the special educational needs and disability (SEND) support system
- whose learning difficulty or disability significantly affects their ability to access the check
- who have behavioural, emotional or social difficulties
- with English as an additional language (EAL) and limited fluency in English

Access Arrangements include change of font, change of colour or change of size. There is also an audible version and pause button between each question available. Access arrangements do not allow children to have extra time.

When the check will take place

- There will be a 2 week window from Monday 2th June 2024 for schools to administer the check.
- There is no set day to administer the check and children are not expected to take the check at the same time.
- All Year 4 children will be required to take the check.
- Children will be taken out in small groups to take the check.

How the check is carried out

- The check will be **fully digital**.
- Answers will be entered using a keyboard, by pressing digits using a mouse or using an on-screen number pad.
- Usually, the check will take less than **5 minutes** for each child.
- The children will have **6 seconds** from the time the question appears to input their answer.
- The check focuses **on accuracy not speed**.
- There will be a total of **25 questions** with a **3 second pause** in-between questions.
- There will be **3 practice questions** before the check begins.
- We will give the children the choice of device they use to take the check: iPad or chromebook. Children will practise on this device before taking the check.
- <https://mathsframe.co.uk/en/resources/resource/477/Multiplication-Tables-Check>

How the check is carried out

PRACTICE Try it out Time left: 3

$10 \times 10 =$

1	2	3
4	5	6
7	8	9
⌫	0	Enter

The check questions

- Each child will be **randomly assigned** a set of questions
- There will only be **multiplication** questions in the check, not division facts.
- The 6, 7, 8, 9 and 12 times tables are **more likely** to be asked.
- Reversal of questions (e.g. 8×6 and 6×8) will not be asked in the same check.
- Children will not see their individual results when they complete the check.

More information about the questions

The Standards and Testing Agency (STA) state that they are classifying the multiplication tables by the first number (multiplier) in the question. For example, 8×3 would fall within the 8 times table.

5.2.1 Table 1 – Multiplication table limits in the MTC

Multiplication Table	Minimum number of items in each form	Maximum number of items in each form
1	Not applicable	Not applicable
2	0	2
3	1	3
4	1	3
5	1	3
6	2	4
7	2	4
8	2	4
9	2	4
10	0	2
11	1	3
12	2	4

There will be a maximum of 7 questions from the 2, 5 and 10 times table.

The check focuses on the 6, 7, 8, 9 and 12 times table as they are the 'most difficult' tables.

Ways to support times table knowledge

- Count and look for patterns.
- Understand that multiplication is repeated addition.
- Remember that multiplication is commutative.
- Remember that multiplication is the inverse of division.
- Recall and utilise fact families.

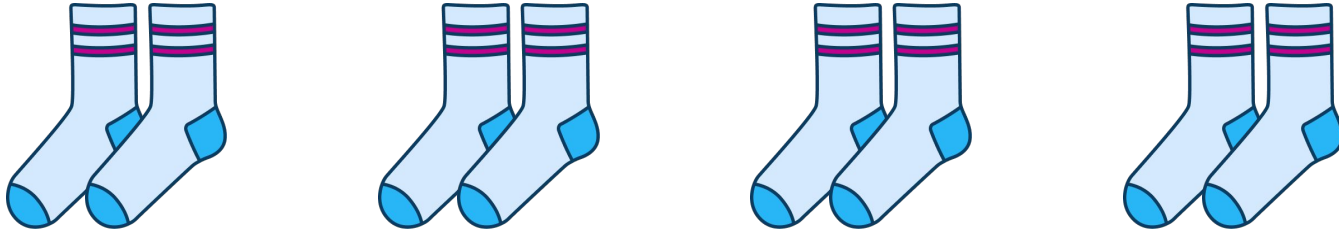
Use different representations to represent multiplication, such as:

- Concrete manipulatives such as multilink cubes or counters.
- Create pictorial representations such as arrays.

Counting and looking for patterns

Example: Counting in 2s
2, 4, 6, 8, 10...


- Ensure children have a strong understanding of counting in groups first.
- When children are secure with counting, they can then look for patterns.



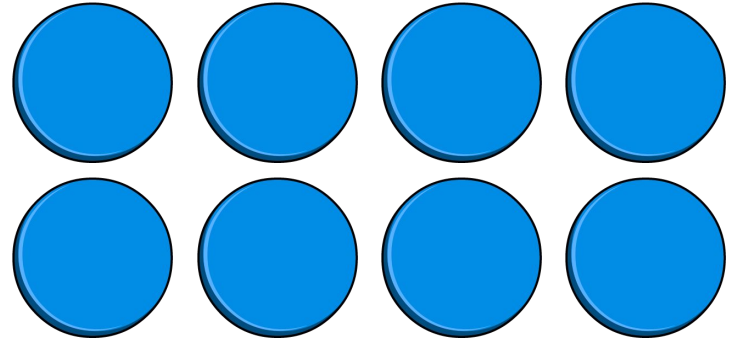
Use and create counting sticks to practice with the children at home.

Repeated addition

Knowing that 2×4 is the same as $2 + 2 + 2 + 2$



$$2 + 2 + 2 + 2 = ?$$

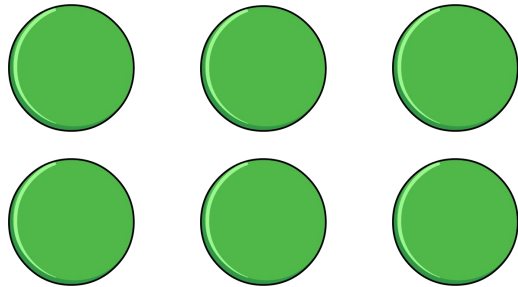


$$2 \times 4 = ?$$


Multiplication is commutative

3×2 is the same as 2×3

Children need to understand that multiplication can be completed in any order to produce the same answer. Sometimes this link needs to be made explicit.



3 lots of 2 = 6

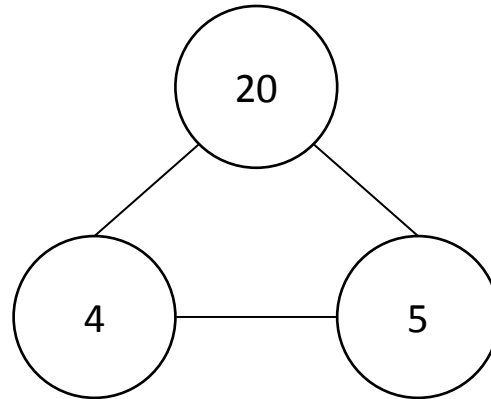


2 lots of 3 = 6

Fact families

$$4 \times 5 = 20, 5 \times 4 = 20, 20 \div 5 = 4, 20 \div 4 = 5$$

Due to their commutative understanding, children should also be able to see whole number families. For many children this will need to be pointed out and discussed.

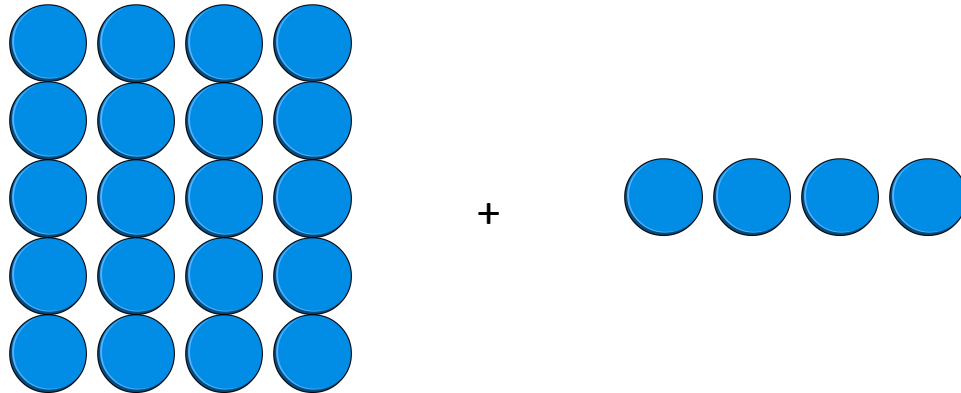


Using known facts

$$4 \times 6 = ?$$

I know $4 \times 5 = 20$
Therefore, $20 + 4 = 24$

By using known facts from 'easier' times tables, children should be able to find answers with increasing speed.



A systematic approach to learning times tables - Colin Foster

- Colin Foster removes the 2s, 5s and 10s assuming children already know these facts.
- 'There are 9 basic facts to be learned: 3^2 , 4^2 , 6^2 , 7^2 , 8^2 , 12^2 , 3×4 , 3×7 , 4×7 .'
- 'Then, there are only 13 facts which require calculation:

$3 \times 6 =$ double 3×3	$4 \times 6 =$ double 2×6				
		$6 \times 7 =$ double 3×7			
$3 \times 8 =$ double 3×4	$4 \times 8 =$ double 4×4	$6 \times 8 =$ double double 3×4	$7 \times 8 =$ double 7×4		
$3 \times 12 =$ double double 3×3	$4 \times 12 =$ double 2×12	$6 \times 12 =$ double 6×6	$7 \times 12 =$ double double 7×3	$8 \times 12 =$ double double 2×12	$9 \times 12 =$ double 9×6

Learning Times Tables Through Systematic Connections

Colin Foster

1											
2	4										
3	6	9									
4	8	12	16								
5	10	15	20	25							
6	12	18	24	30	36						
7	14	21	28	35	42	49					
8	16	24	32	40	48	56	64				
9	18	27	36	45	54	63	72	81			
10	20	30	40	50	60	70	80	90	100		
11	22	33	44	55	66	77	88	99	110	121	
12	24	36	48	60	72	84	96	108	120	132	144

How best to prepare your child for the check

- Remind them that the check should last no more than 5 minutes.
- If you want to go over times tables, make them fun.
- If you have any concerns, talk to your child's teacher.
- If your child has any concerns, encourage them to talk to a trusted adult (for example, yourself, their teacher).
- If you're looking to support your child further with maths at home, there are lots of good websites with free resources.

How can you help?



GARAGE
Complete your heatmap




SOUNDCHECK
Beat the clock

How can you help?

× **THE 2s**

20 6 12
14 24
10 18 2
4
16 22 8

**TIMES TABLES
ROCK STARS**



QR Codes



MATHSFRAME .CO.UK

